




The ground slide is designed for installation on natural or formed embankments. Fully made of matt stainless steel and width of 1,0 m.

- 1x straight slide
- 2x foundation legs at the start section to embed
- 2x foundation legs at the finish section to embed

Ref.	a			
RIU inox H=0.6-0.85m	JT30 1.50m	16m ²	1m	1
RIU inox H=0.9-1.3m	JT31 2.00m	20m ²	1m	1
RIU inox H=1.35-1.75m	JT32 2.00m	23m ²	1m	1
RIU inox H=1.8-2.2m	JT33 2.00m	26m ²	1m	1
RIU inox H=2.25-2.65m	JT34 2.00m	29m ²	1m	1
RIU inox H=2.7-3.1m	JT35 2.00m	33m ²	1m	1

Materials:

Structure, Stainless steel: Matt stainless steel AISI 304 - 2mm plate thickness. Foundation legs made of stainless steel

- None of the materials requires a specific treatment for its disposal.
- **If the product is subject to severe use, maintenance should be increased.**
- Don't use the product before the installation/maintenance is ready.
- Please check the maintenance instructions.

Biggest part (mm): 2900x670x670 / Heaviest part (kg): 82

IMPACT ZONE: security area and ground coverings according to the EN1176-1:2017 standard.

Spare parts availability: 10 years.

Ground anchoring screws not included.

Playful features:

